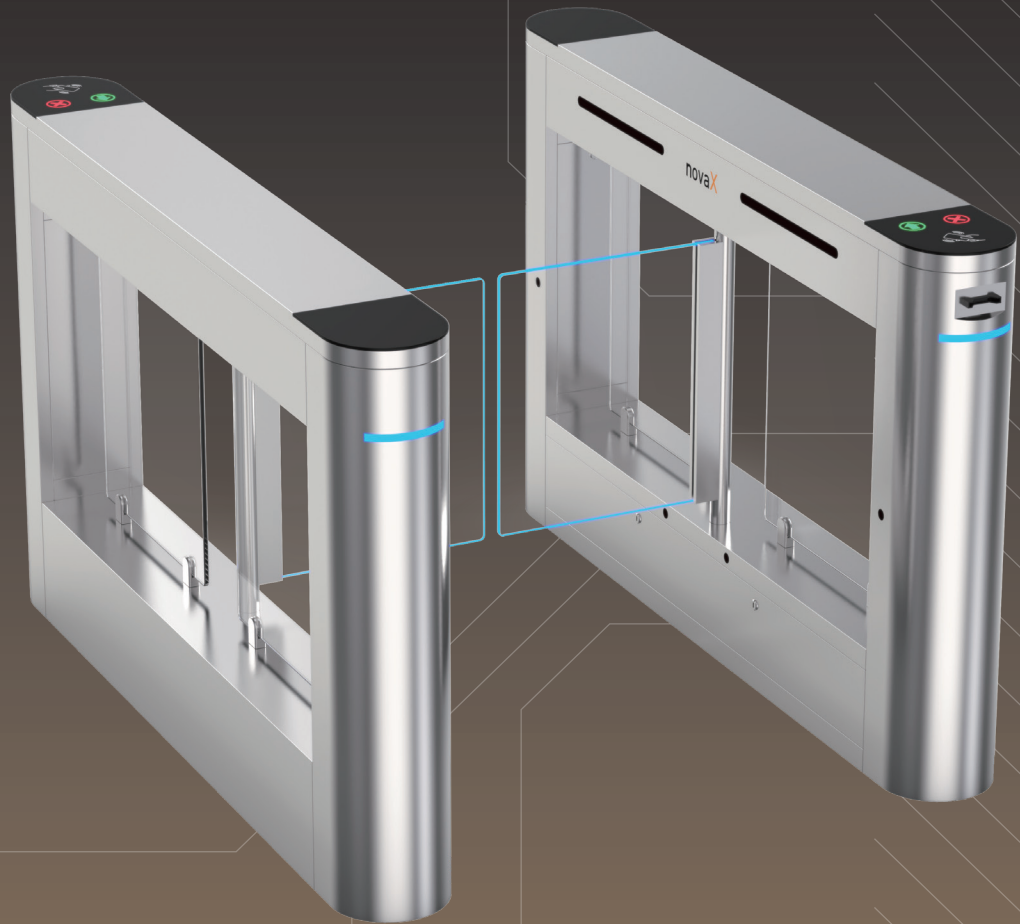


novaX



NT-D60 NT Series Optical Swing Gate



International Quality Standards | Lead-edge Technologies | User-friendly Design

MAKE IT SMARTER

PRODUCT INTRODUCTION



NT-D60 is designed for secure and efficient access control in high-traffic environments. Built with a durable brushed stainless-steel body, it supports wide passage options, emergency fail-safe operation, and seamless integration with third-party access control systems for indoor and outdoor applications.

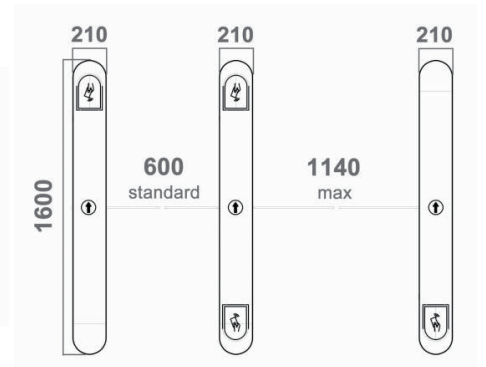
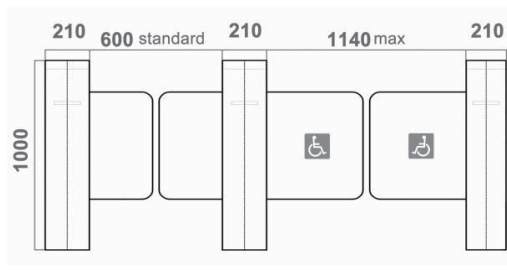
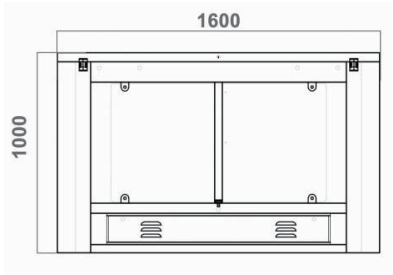
CREDENTIALS

- Remote Control
- Card
- Fingerprint
- QR Code
- Facial Recognition
- Button

FUNCTIONAL FEATURES

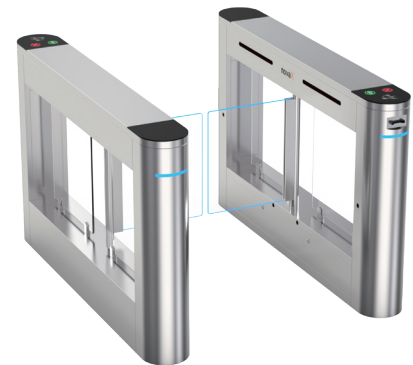
- Collision & Security Control: Durable mechanism prevents any unauthorized entry and resists external impact
- Infrared Sensor: Detects any illegal and reverse intrusion
- Single / Two-Way Entry: Allows entry from one or both directions
- LED Indicator: Green arrow – access granted; Red cross – access denied
- Access Control System Integration
- Easy Installation & Maintenance
- Quiet and Smooth Operation
- Alarm Alerts for Unauthorized Access
- Automatic Arm Reset: Arms return to their default position, regardless of interruption

BASIC SPECIFICATIONS



SPECIFICATIONS

	NT-D60
Framework Material	304 Stainless Steel + Full Glass on side
Arm Material	Transparent Acrylic
Dimensions	1600 mm (L) × 210 mm (W) × 1000mm (H)
Infrared Sensor	6 pairs (standard)
Intended Use	Indoor / Sheltered outdoor
Communication	Dry contact, Relay signal, RS485



KEY TECHNICAL METRICS

■ Passage Width:	600mm (standard), 1140mm (handicap)	■ Supply Voltage:	AC110V ± 10% 60Hz, AC220V ± 10% 50Hz
■ Net Weight:	70kg/pcs (single core), 80kg/pcs (double core)	■ Power Drive:	DC24V
■ Throughput:	35 - 40 people/minute	■ Power Consumption:	40W
■ Passing Direction:	Single-directional / Bi-directional	■ Operating Temperature:	-20 °C to 75 °C
■ MCBF:	5 million	■ Operating Humidity:	0 - 95% in non-condensing state
		■ Safety Mechanism:	Gate open automatically upon power failure

CUSTOMIZABLE OPTIONS

Passage Width:	600mm (standard), 1140mm max.
Infrared Sensor:	Standard 6 pairs and number expandable
Operating Speed	Customizable to meet site requirements
Automatic Reset:	Adjustable delay timing (default 5 seconds)