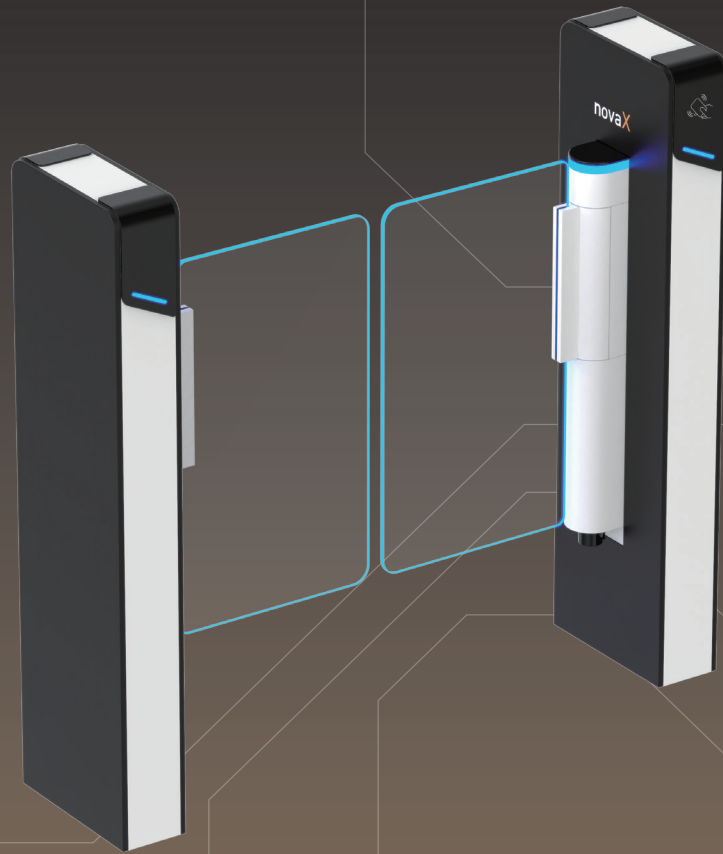


novaX



NT-D30 NT Series Aurora Speed Gate



International Quality Standards | Lead-edge Technologies | User-friendly Design

MAKE IT SMARTER

PRODUCT INTRODUCTION



Engineered for high-traffic environments, NT-D30 features a space-saving slim body and durable construction to lower maintenance costs. The modern design includes intuitive light indicators for a user-friendly experience, while advanced sensing technology guarantees enhanced security. It is the perfect blend of futuristic style and reliable performance.

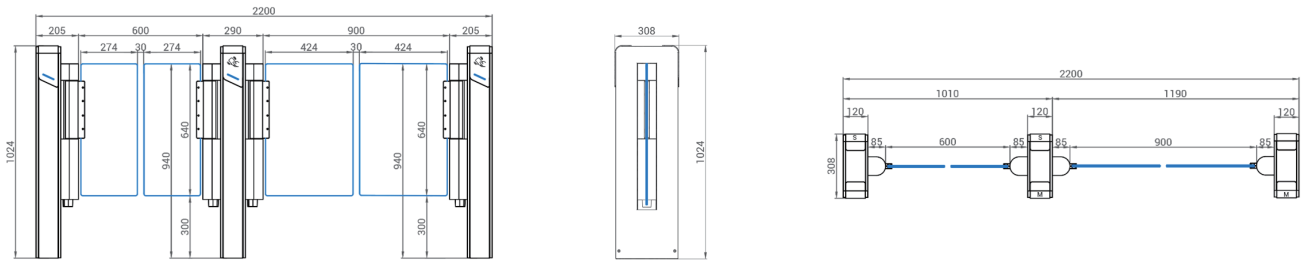
CREDENTIALS

- Remote Control
- Touchless Button
- Card
- QR Code
- Fingerprint
- Facial Recognition
- Palm Vein

FUNCTIONAL FEATURES

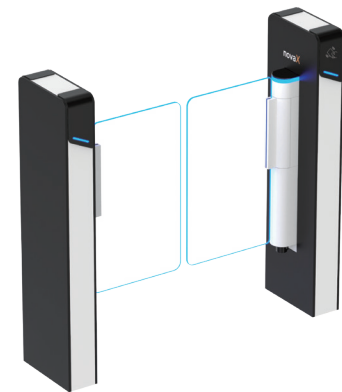
- Collision & Security Control: Durable mechanism prevents any unauthorized entry and resists external impact
- Infrared Sensor: Detects any illegal and reverse intrusion
- Single / Two-way Entry: Allow entry from one or both directions
- LED Indicator: Blue light: power on, Green light: access granted, Red light: access denied
- Access Control System Integration
- Easy Installation & Maintenance
- Quiet and Smooth Operation
- Alarm Alerts for Unauthorized Access
- Automatic Arm Reset: Arms return to their default position, regardless of interruption

BASIC SPECIFICATIONS



SPECIFICATIONS

	NT-D30
Housing Material	Galvanized sheet + Tempered glass
Arm Material	Acrylic 10mm Tempered glass 8mm /10mm (optional)
Reader Material	ABS plastic
Dimensions	Standard 308 mm (L) × 120 mm (W) × 1240 mm (H)
Infrared Sensor	LiDAR / Infrared
Intended Use	Indoor
Communication	Dry contact, Relay signal, RS485
IP Level	IP54 (standard)
Certifications	CE, RoHS, FCC



KEY TECHNICAL METRICS

■ Throughput:	45 people/minute	■ Power Drive:	DC24V
■ Door Opening:	90° to the middle	■ Supply Voltage:	AC110V ± 10% 60Hz, AC220V ± 10% 50Hz
■ Movement Angle:	180°	■ Power Consumption:	40W
■ Lifespan:	≥15M times	■ Operating Temperature:	-20 °C to 75 °C
■ Operating Speed:	0.1s – 1.2s	■ Operating Humidity:	0 – 95% in non-condensing state
■ MCBF:	15 million		
■ Safety Mechanism:	Gate open automatically upon power failure		

CUSTOMIZABLE OPTIONS

Appearance:	Customizable body colors
Passage Width:	600mm (standard), 1200mm max. (optional)
Arm Glass:	940mm (standard), 1800mm max. (optional); hollow glass available for extreme size
Card Reader Size:	Customizable up to 100 mm (L) × 60 mm (W) × 25 mm (T)
LiDAR / Infrared Sensor:	Number expandable
Turnstile Base:	Optional configuration available
Operating Speed:	Customizable to meet site requirements